



SHARING
SOLUTIONS ON
STRUCTURAL FUNDS

The cohesion policy in 2007-2013. Effects in Catalonia

Barcelona, 21 – 04 – 2006

Maria Antònia Monés i Farré

Directora General de Programació Econòmica
Departament d'Economia i Finances
Generalitat de Catalunya





SHARING
SOLUTIONS ON
STRUCTURAL FUNDS

Sharing Solution on Structural funds

Financial Perspectives 2007-2013 (MEUR 2004)

Commitments	Council agreement (MEUR)	
1. Sustainable growth	379.739	44,03%
1a. Competitiveness for growth and employment	72.120	8,36%
1b. Cohesion for growth and employment	307.619	35,67%
2. Preservation and management of natural resources	371.244	43,05%
Agriculture - Market related expenditure and direct payments	293.105	33,99%
Rural development, fishing and environment	78.139	9,06%
3. Citizenship, freedom, security and justice	10.270	1,19%
4. The EU as global partner	50.010	5,80%
5. Administration	50.300	5,83%
Compensation (enlargement to Bulgaria and Rumania)	800	0,09%
Total commitments	862.363	100,00%
Commitments / GNP	1,045%	





SHARING
SOLUTIONS ON
STRUCTURAL FUNDS

Sharing Solution on Structural funds

European Regional Policy 2007-2013 (MEUR 2004)

	Council Agreement 17/12/2005	%
Regional Convergence	177.291	57,6%
Phasing-out regions	12.521	4,1%
Cohesion Fund	61.518	20,0%
Outermost regions		
Convergence objective	251.330	81,7%
Regional competitiveness and employment objective	38.404	12,5%
Phasing-in regions	10.385	3,4%
Regional competitiveness and employment objective	48.789	15,9%
Territorial co-operation	7.500	2,4%
Territorial co-operation objective	7.500	2,4%
European Regional Policy	307.619	100,0%
Commitments/GNP	0,37%	



Comparison between cohesion policies 2000-2006 / 2007-2013 (Million Euros)

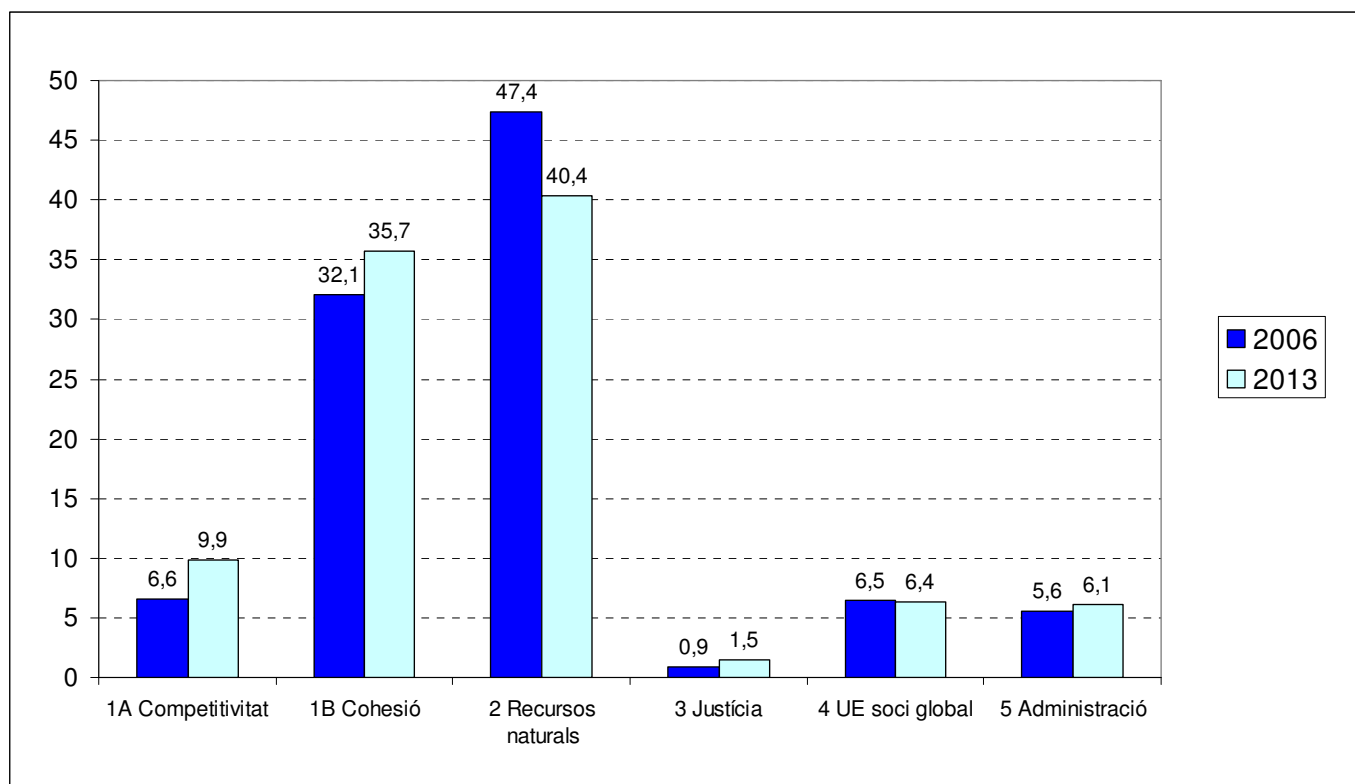
	2000-2006 (prices 1999)	2000-2006 (prices 2004)	2007-2013 (prices 2004)	Nominal growth	Real growth
Convergence Objective	153.954	171.586	251.824	63,6	46,8
Competitiveness and employment objective	46.504	51.830	48.307	3,9	-6,8
Territorial Co-operation	4.875	5.433	7.488	53,6	37,8
Another (iniciatives, innovative actions, fishing)	7.667	8.545 --	--	--	--
Total Cohesion Policy	213.000	237.394	307.619	44,4	29,6

Source: Own-made with Comission documents and the 19 dec. Council Agreement



SHARING
SOLUTIONS ON
STRUCTURAL FUNDS

Changes in structure 2006/2013, in %



Font: Comissió Europea. Desembre 2005.





The new objectives of the European Regional Policy 2007-2013

During the programming period 2007-13 the European Regional Policy will be developed through 3 objectives:





- The **Convergence objective** shall be aimed at speeding up the convergence of the least-developed regions and Member States.
- The **regional competitiveness and employment objective** shall be aimed at strengthening regions' competitiveness and attractiveness as well as employment.
- The **Territorial Cooperation Objective** aims at strengthening territorial cooperation at the cross-border, trans-national and inter-regional levels and establishing cooperation networks and furthering the exchange of experience at the appropriate territorial level.

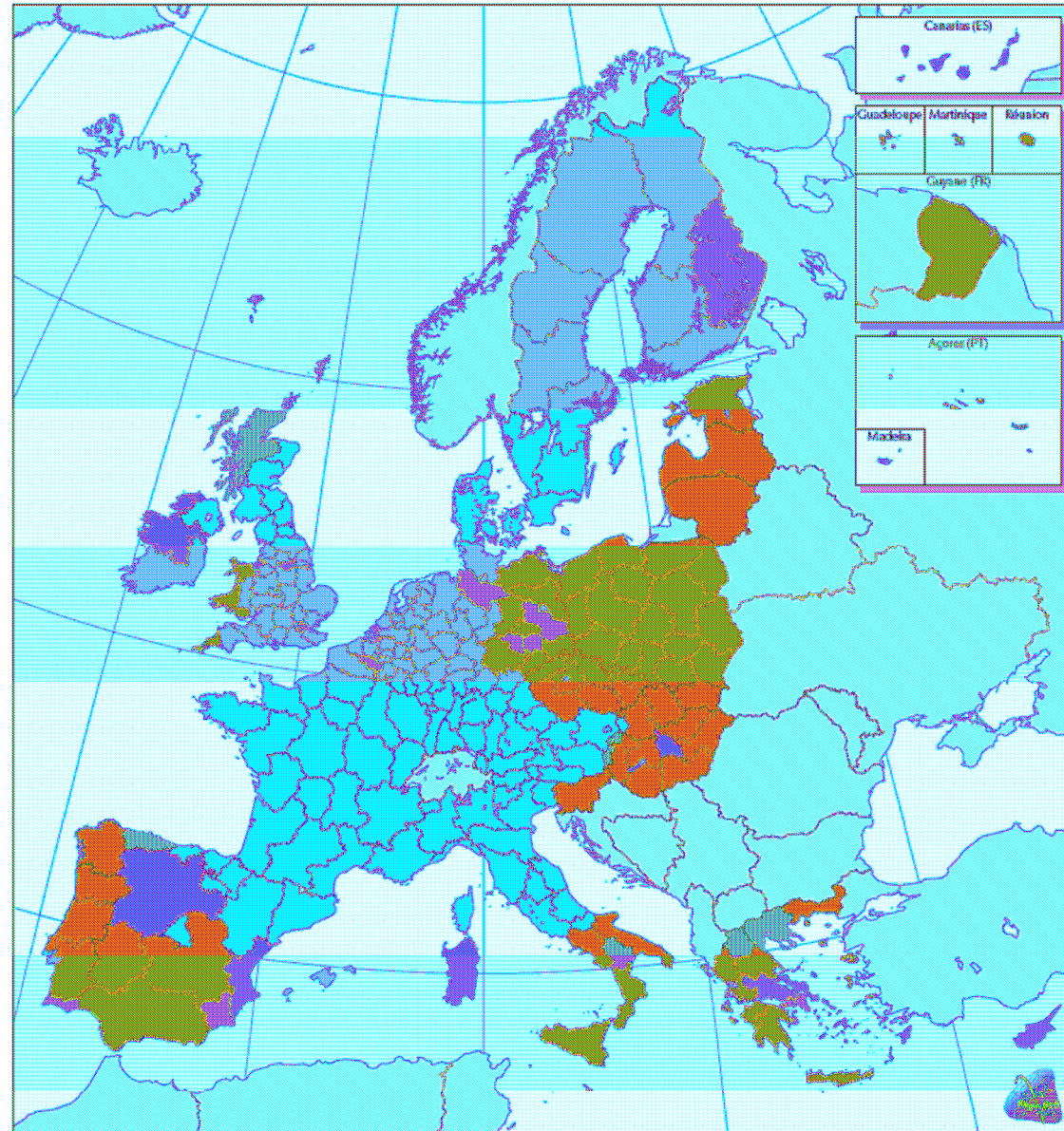




SHARING
SOLUTIONS ON
STRUCTURAL FUNDS

Convergence and Competitiveness Objectives 2007-2013

-  Convergence Regions
-  Phasing-out Regions
-  Phasing-in Regions
-  Competitiveness and Employment Regions



Contribution of structural funds to European regional policy 2007-13

	ERDF	ESF	Cohesion Fund
Convergence	X	X	X
Regional Competitiveness	X	X	
European Territorial Cooperation	X		

NOTE: The EAGGF and FIFG will disappear and will be replaced by specific funds/instruments for rural development, and for fisheries. Both funds will not be considered anymore as structural funds and their resources have been established on the Financial Perspective 2007-2013, heading 2 "preservation and management of natural resources".

Under the “Regional competitiveness and employment” objective, the ERDF shall focus its assistance on the following three priorities:

Innovation and the knowledge economy



- Enhancing regional R&TD and innovation capacities
- Supporting industry or technology-specific competence centres
- Fostering the creation of new firms by appropriate tertiary education and research institutions and existing firms.
- Creating financial engineering instruments and incubation facilities

Access, to transport and telecommunication services of general economic interest



- Strengthening secondary transport networks
- Promoting access to, take up, and efficient use of ICT by SMEs

Environment and risk prevention



- Rehabilitation of the physical environment
- Stimulating energy efficiency and renewable energy production
- Promoting clean and sustainable public transport
- Developing plans and measures to prevent and cope with natural and technological risks



SHARING
SOLUTIONS ON
STRUCTURAL FUNDS

Within the framework of the convergence and the regional competitiveness and employment objectives, the ESF may support actions in Member States under the following priorities:



Increasing adaptability of workers, enterprises and entrepreneurs



Mainstreaming and specific action, to improve access to employment and increase sustainable participation and progress of women in employment



Reinforcing social inclusion of people at a disadvantage


Promoting partnerships, pacts and initiatives through networking of relevant stakeholders



Lisbon Strategy Objectives on R&D.


The European Union has recently relaunched the Lisbon Strategy with a focus on growth and employment and has highlighted R&D and innovation as core elements of this strategy.

More investment



By 2010 the EU should invest 3% of its GDP on R&D

More private contribution



At least 2/3 of this investment must be private

The European Commission estimates that reaching the Lisbon Objectives, would boost income in real terms and employment by 3% and 1,4% respectively in 2010

Lisbon Strategy Objectives on R&D and the European Funds

Earmarking: A part of the resources of the Cohesion Policy should be used on the Lisbon Strategy Objectives:

Convergence Objective → 60%

**Competitiveness and
employment Objective** → 75%

- If not fulfilled there are no sanctions, given that is a political goal.
- For EU-15 countries its accomplishment is compulsory. For EU-10 the earmarking is just a recommendation.
- The earmarking will appear in the regulation. Therefore, any modification will require a Council Decision.

Lisbon indicators for Catalunya, Spain and the EU (2004)

	Catalunya	Spain	EU	Lisbon Objectives for 2010
Employment rate (15 to 64 years)	67,0%	61,1%	63,3%	70%
Females employment rate	56,2%	48,3%	55,7%	60%
Employment rate (55 to 64 years)	45,6%	41,3%	41,0%	50%
Unemployment rate	9,7%	11,0%	9,1%	-
% of employees with temporary contracts	24,2%	32,4%	13,7%	-
R&D in% of GDP	1,34%	1,07%	1,90%	3%
Business R&D in % of GDP	0,88%	0,58%	1,22%	2/3 of total R&D
Early school-leavers *	28,3%	28,7%	18,0%	< 10%

* 2003
Sources: Eurostat and INE